



# PART LIST

Power Steering for SKI-DOO 900 ACE GEN 4-5 | 4 stroke non turbo

**1. Motor EZ Steer**



**2. ECU**



**3. Control Head**



**4. Wiring Harness**



**5. ECU Mounting Bracket**



**6. Control Head Mounting Bracket**



**7. 1 1/8" Bar Clamp**



**8. Upper Chassis Support Plate**



**9. Motor Lock Support**



**10. Pitman Arm Lower Steering Post**



**11. Steering Post\***









*\*\$200 Core Charge Not Included*



# FASTENER LIST

Power Steering for SKI-DOO 900 ACE GEN 4-5 | 4 stroke non turbo

FASTENER #		Detail	QTY
1		5/16 x 1" Bolt for cross brace	1
2		5/16 Nuts for bolt in cross brace	1
3		1/4" 20 with lock nut for rear stool brace to bulkhead	1 set
4		8mm 1.25 Stabilizer bracket for top of motor	1
5		Mounting Screws for Control module	2 set
6		Allen screws with jam nut	4



# INSTALLATION INSTRUCTIONS

Power Steering for SKI-DOO 900 ACE GEN 4-5 | 4 stroke non turbo



