



# PART LIST Page 1


Power Steering for SKI-DOO 900R GEN 4-5 | 4 stroke turbo
















# PART LIST Page 2

Power Steering for SKI-DOO 900R GEN 4-5 | 4 stroke turbo


Part #	Part Name
1	Motor EZ Steer 
2	ECU 
3	Control head 
4	Wiring harness 
5	Upper chassis support plate 
6	Rear upper motor stabilizer 
7	Tie Rods 
8	Steering post U joint 
9	Potentiometer mounting bracket 

Part #	Part Name
10	Main support 
11	Angle brace top mounting bracket 
12	Control head mounting bracket 
13	1 1/8" bar clamp 
14	Pittman arm lower 
15	Pittman arm upper 
16	Upper motor mount 
17	Potentiometer linkage with lock washer (not shown) 
18	Lower steering post (adjustable) 
19	Steering post 
20	Plastic half pipe to protect charge tube 



# FASTENER PART LIST Page 1

Power Steering for SKI-DOO 900R GEN 4-5 | 4 stroke turbo



1



5



2




6



3



4



8



10



7



9




11



12



10










11



# FASTENER PART LIST Page 2

Power Steering for SKI-DOO 900R GEN 4-5 | 4 stroke turbo

Part #	Detail	QTY
1	 <p>8mm x 1.25mm Button bolt with nut</p>	1 set
2	 <p>5/16 x 1" Bolt for cross brace</p>	3
3	 <p>5/16 Nuts for bolt in cross brace (Part #2)</p>	3
4	 <p>5/16 Nuts power module Retainer from belly pan side</p>	2
5	 <p>1/4" 20 with lock nut for rear stool brace to bulkhead</p>	1 set
6	 <p>8mm 1.25 Stabilizer bracket for top of motor</p>	3
7	 <p>5mm Screws to hold Potentiometer bracket to motor bracket with lock nuts</p>	2 set
8	 <p>ECU mounting bolts</p>	2 set
9	 <p>Steering post lynch pin (must be assembled as shown)</p>	1
10	 <p>Mounting Screws for Control module</p>	2 set
11	 <p>Allen screws with jam nut</p>	2
12	 <p>5/16 x 3" Bolt with wax nuts</p>	2






# INSTALLATION INSTRUCTIONS

Power Steering for SKI-DOO 900R GEN 4-5 | 4 stroke turbo








Drill 1/4" hole here

5



6



Hole from blue dot

Stabilizer bracket

Button head fastener

1



Bolts for cross brace go here

2







# INSTALLATION INSTRUCTIONS

Power Steering for SKI-DOO 900R GEN 4-5 | 4 stroke turbo

