



# PART LIST Page 1



Power Steering for SKI-DOO 900R GEN 4-5 | 4 stroke turbo















# PART LIST Page 2

Power Steering for SKI-DOO 900R GEN 4-5 | 4 stroke turbo


Part #	Part Name
1	Motor EZ Steer 
2	ECU 
3	Control head 
4	Wiring harness 
5	Upper chassis support plate 
6	Rear upper motor stabilizer 
7	Tie Rods 
8	Steering post U joint 
9	Potentiometer mounting bracket 

Part #	Part Name
10	Main support 
11	Angle brace top mounting bracket 
12	Control head mounting bracket 
13	1 1/8" bar clamp 
14	Pittman arm lower 
15	Pittman arm upper 
16	Upper motor mount 
17	Potentiometer linkage with lock washer (not shown) 
18	Lower steering post (adjustable) 
19	Steering post 



# FASTENER PART LIST Page 1

Power Steering for SKI-DOO 900R GEN 4-5 | 4 stroke turbo



1



5



2




6



3



4



8

7



10



9




11



12



10















11



# FASTENER PART LIST Page 2

Power Steering for SKI-DOO 900R GEN 4-5 | 4 stroke turbo



Part #	Detail	QTY
1	 <p>8mm x 1.25mm Button bolt with nut</p>	1 set
2	 <p>5/16 x 1" Bolt for cross brace</p>	3
3	 <p>5/16 Nuts for bolt in cross brace (Part #2)</p>	3
4	 <p>5/16 Nuts power module Retainer from belly pan side</p>	2
5	 <p>1/4" 20 with lock nut for rear stool brace to bulkhead</p>	1 set
6	 <p>8mm 1.25 Stabilizer bracket for top of motor</p>	3
7	 <p>5mm Screws to hold Potentiometer bracket to motor bracket with lock nuts</p>	2 set
8	 <p>ECU mounting bolts</p>	2 set
9	 <p>Steering post lynch pin (must be assembled as shown)</p>	1
10	 <p>Mounting Screws for Control module</p>	2 set
11	 <p>Allen screws with jam nut</p>	2
12	 <p>5/16 x 3" Bolt with wax nuts</p>	2



# INSTALLATION INSTRUCTIONS

Power Steering for SKI-DOO 900R GEN 4-5 | 4 stroke turbo







# INSTALLATION INSTRUCTIONS

Power Steering for SKI-DOO 900R GEN 4-5 | 4 stroke turbo

